

Victorian food and fibre export performance 2017–18

Victorian food and fibre exports

\$14.1 billion

▲ **\$1.4b** (11%)

27% of national food and fibre exports



Food

\$10.2 billion

▲ **\$1.2b** (13%)

26% of national food exports



Fibre products

\$3.9 billion

▲ **\$196m** (5%)


31% of national fibre exports

Meat – Victoria's largest value export



\$3.3 billion

▲ **\$910m** or 37% on the previous year



USA highest value market for meat exports

\$798 million

▲ **\$175m** or 28%

on the previous year




China highest value market for wool exports

\$1.5 billion

▲ **\$175m** or 13%

on the previous year



Japan highest value market for dairy exports

\$442 million


▲ **\$91m** or 26%

on the previous year



Sheepmeat

▲ 41%



Beef

▲ 46%



Wool value

\$2.1b

▲ 18%



Dairy

\$1.9b

▲ 9%



Wine

exports to China increased

▲ 39%

exports to the UK increased

▲ 36%