

APPLICATION FOR CATTLE NLIS BREEDER & POST BREEDER TAGS

Livestock Disease Control Act 1994

(Effective January 2023)

Return address: Tag Registrar, PO Box 2500, Bendigo Vic 3554

NLIS tags can be ordered over the internet by visiting www.vic.gov.au/nlis

1. Property Identification Code (PIC):

Do you currently have a PIC for this property? NO YES If YES, please insert your PIC below –

Insert PIC here -

3							
---	--	--	--	--	--	--	--

2. Livestock owner details: Tags will be posted to this address.

Name:										
Trading Name:										
Postal Address:										
Town:					Postcode:					
Phone:				Mob:			Fax:			
Email address:										
Signature:							Date:			

3. Farm manager details: Insert details of person responsible for husbandry of livestock (NOT company name).

Name of Manager:										
Postal Address:										
Town:					Postcode:					
Phone:				Mob:			Fax:			

4. Property owner details: If same as livestock owner write "as above"

Property owner:										
Postal Address:										
Town:					Postcode:					
Phone:				Mob:			Fax:			

5. Property* details: (Please complete this section if property details have not previously been supplied or if details have changed)

Shire:						
Parish:						
Property Address: (Road Number, Road Name & Town)						
Council Property / Grazing Licence Number/s: Tags will not be ordered unless the Council Property Number, Rate Assessment Number (as allocated by the shire) or Grazing Licence Number (by DELWP) is provided.						

(*A property may consist of more than one block of land provided the blocks are part of the one livestock enterprise within the one locality. Each block of land must be included on the application or on an accompanying list attached to this application.)

6. Insert previous property owner details (if known):





Name:								
Previous PIC or tail tag no.:								

7. Tick the livestock type/s run on the property and enter the current number of each livestock type:



	Dairy	Beef	Sheep	Goats	Horses, Mules Donkeys	Pigs	Poultry	Camel	Alpaca, Llama	Deer	Other
Livestock type (✓)											
Number of livestock											

8. Order for Cattle NLIS Breeder & Post Breeder ear tags





NLIS cattle tags can be ordered online by visiting www.vic.gov.au/nlis orders placed online receive a thirty cent per tag discount. NLIS Breeder tags are white and are used to permanently identify cattle before they leave their property of birth. NLIS Post-breeder tags are orange and are used to permanently identify introduced cattle, not already identified with a Breeder or Post-breeder tag. If cattle you buy are already identified with an NLIS tag, do not attach a second NLIS tag. **NLIS Breeder and Post-breeder tags are GST Free.**

	Quantity Breeder tags (White)	Quantity Post Breeder tags (Orange)		
 Allflex NLIS cattle ear tags			@ \$ 0.91 =	\$
		Quantity		
 Allflex UTT3S NLIS ear tag applicator			@ \$17.25 =	\$
 Allflex Identiplier NLIS ear tag applicator			@ \$31.77 =	\$
 Allflex Ultramatic NLIS ear tag applicator			@ \$70.79 =	\$



Allflex tags are usually posted loose in bags. There is no minimum order and any quantity can be ordered. If you would like your Allflex tags sent on plastic strips in sequential serial number order please tick this box:

	Quantity Breeder tags (White)	Quantity Post Breeder tags (Orange)		
 Datamars Slim Round NLIS cattle ear tags ³			@ \$ 1.00 =	\$
		Quantity		
 Datamars Universal NLIS ear tag applicator			@ \$24.21 =	\$

Datamars tags are usually posted loose in bags of 50 tags. There is no minimum order and any quantity can be ordered. If you would like your Datamars tags sent on plastic strips in sequential serial number order please tick this box:

	Quantity Breeder tags (White)	Quantity Post Breeder tags (Orange)		
 Leader Products Enviro NLIS cattle ear tags			@ \$1.03 =	\$
 Leader Products Leadertronic NLIS cattle ear tags			@ \$1.28 =	\$
		Quantity		
 Leader Products Standard Deluxe NLIS ear tag applicator (applies Enviro & Leadertronic tags)			@ \$18.32 =	\$
 Leader Products Two piece NLIS ear tag applicator (applies Enviro & Leadertronic tags)			@ \$42.74 =	\$

Leader Products tags are packaged in groups of 20 tags. There is no minimum order and any quantity can be ordered.

	Quantity Breeder tags (White)	Quantity Post Breeder tags (Orange)		
 Zeetags Button NLIS cattle ear tags			@ \$1.32 =	\$
		Quantity		
 Zeetags Z2 no tear NLIS ear tag applicator			@ \$42.74 =	\$

Zeetags are usually posted loose in bags of 50 tags. There is no minimum order and any quantity can be ordered. If you would like your Zeetags tags sent on plastic strips in sequential serial number order please tick this box:

9. Starting Serial Number

If you would like the serial number that is printed on your electronic tags to commence with a specific number, please insert starting number in the box. Unless specified, serial numbers will begin on Breeder tags and continue sequentially on Post-breeder tags ordered.

--	--	--	--	--

10. Additional Requirements

Would you like the tag manufacturer to contact you about additional requirements for these tags (eg matching management tags)? To order Allflex management tags tick that you want your tags sent on a strip and contact your rural retailer to order your management tags. PLEASE NOTE: Selecting yes may slow the manufacturing time for your order as tag production will not start until the tag manufacturer speaks with you.

No
 Yes

11. Total Amount Payable (GST FREE) including \$10 admin fee per manufacturer

TOTAL AMOUNT \$..... + \$10 ADMINISTRATION FEE PER MANUFACTURER =	\$.....
--	----------------

CHEQUE: Please enclose a cheque made payable to "DJPR" for the total amount above and post with the completed application form to the: Tag Registrar, PO Box 2500, Bendigo Vic 3554.

CREDIT CARD: Post the completed application form with your credit card details to the Tag Registrar, PO Box 2500 Bendigo Vic 3554 or order online at www.vic.gov.au/nlis

<input type="checkbox"/>	Visa	<input type="checkbox"/>	MasterCard	Card Expiry date: ____ / ____	Name on card: _____
Card Number: <input style="width: 20px; height: 20px;" type="text"/> <input style="width: 20px; height: 20px;" type="text"/> <input style="width: 20px; height: 20px;" type="text"/> <input style="width: 20px; height: 20px;" type="text"/> <input style="width: 20px; height: 20px;" type="text"/> <input style="width: 20px; height: 20px;" type="text"/> <input style="width: 20px; height: 20px;" type="text"/> <input style="width: 20px; height: 20px;" type="text"/> <input style="width: 20px; height: 20px;" type="text"/> <input style="width: 20px; height: 20px;" type="text"/>					
Signature: _____			Date: ____ / ____ / ____		

Please submit your completed application with the correct payment to:

Mail: TAG REGISTRAR, DJPR
PO BOX 2500
BENDIGO VIC 3554

Phone: 1800 678 779 (9am – 4.30 pm weekdays, public holidays excluded)

To order livestock identification tags on line visit www.vic.gov.au/nlis

To access NLIS Ltd's* NLIS database visit www.nlis.mla.com.au or call 1800 654 743

To order Livestock Production Assurance National Vendor Declarations (NVD's) call 1800 683 111

*NLIS LTD – Is a wholly owned subsidiary company of Meat and Livestock Australia



National Livestock
Identification System

INSTRUCTIONS FOR COMPLETING THIS APPLICATION

1. Insert the Property Identification Code (PIC) allocated to the property described on this application. If you do not have a PIC tick the box marked no and the Department will allocate you a new PIC number.
2. Insert the details of the person applying for the tags and contact details. Tags will be delivered to this address.
3. Insert farm manager details. This person should be responsible for the husbandry of the cattle to be tagged.
4. Insert the property owner details.
5. Insert the location of the property where the livestock will be located or grazing, including leased, rented or agisted land, or Crown land under a Grazing Licence. Details **must** include the shire, parish, property address and the Council Property Number or Rate Assessment Number, or Grazing Licence Number. A single Property Identification Code (PIC) can be allocated to a property consisting of more than one block of land provided the blocks are part of the one livestock enterprise and located within the one Shire. Each block of land must be included on the application or on an accompanying list attached to this application.
6. Please provide details of the previous property owner, if known.
7. Indicate the types of livestock you keep on the property and numbers present at the time of completing this application. Livestock not listed (such as Bison and Buffalo) should be recorded under the stock type of other.
8. Insert the number of Breeder and Post-breeder ear tags you wish to order and their total cost. Breeder and Post-breeder tags must only be applied using a special electronic ear tag applicator listed in section 8. If the incorrect applicator is used the tags will be damaged and may fail to be read correctly. There is no minimum order and any quantity of tags can be ordered. A \$10 administration fee is applicable for all orders per manufacturer.
9. If you wish, you can indicate a specific starting serial number for your electronic ear tags. Unless otherwise specified the serial numbers begin on Breeder tags and continue sequentially on Post-breeder tags.
10. If you would like the manufacturer to contact you about additional requirements for these tags (eg matching management tags etc) please tick the yes box. **Note this may slow down the manufacturing time for your order as tag production will not start until the tag manufacturer speaks with you.** To order Allflex management tags tick that you want your tags sent on a strip and contact your rural retailer to order management tags.
11. Transfer the amounts for your order and add together. This total amount, which is GST free, must be paid to Department of Jobs, Precincts and Regions (DJPR). Payment can be made by cheque, money order or credit card. Please ensure all details and payments are correct when placing your order. **If you would like a receipt for the order please make a note on this application form.**

Information to Note:

1. *The Department of Jobs, Precincts and Regions (DJPR) is committed to protecting your personal information following the principles of the Privacy and Data Protection Act 2014 (Vic). All personal information that is collected, used, managed, and is securely stored in DJPR systems. A copy of our privacy statement is located at www.djpr.vic.gov.au/privacy. You may contact us to request access to your personal information, or for other concerns regarding privacy of your personal information, by emailing the DJPR's Privacy Unit privacy@ecodev.vic.gov.au. The information provided on application forms for Breeder and Post-breeder tags may be provided to persons named on this application, Commonwealth and State Government agencies where this is deemed necessary for market access, and disease and residue control purposes, and to NLIS Ltd* to facilitate the operation of the National Livestock Identification System and where required by law under the Livestock Disease Control Act 1994.*
2. *For information about the supply and use of NLIS devices, please visit www.vic.gov.au/nlis*
3. *The Datamars Slim round NLIS cattle tag is a conditionally NLIS accredited tags. For further information call Datamars on 07 3635 8222 during office hours.*