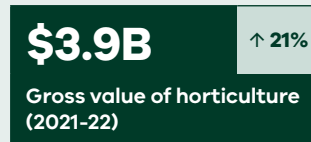


# Victorian horticulture industry

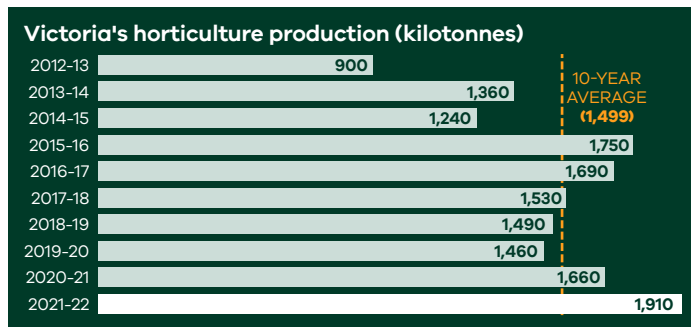
Fast Facts  
June 2024



## Horticulture farm facts and figures

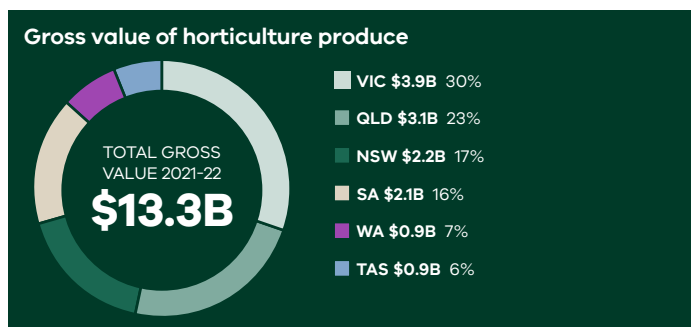
- These fast facts are limited to horticultural produce for human consumption (see a separate fast fact for nursery/floriculture data).
- There were 2,760 horticulture farm businesses in Victoria in 2020-21: comprising 910 fruit and nuts, 1,121 grapes and 727 vegetable farm businesses. Horticulture farms account for 13% of Victoria's farm businesses. Approximately 20% of Australia's horticulture farm businesses are in Victoria.
- The 2,760 horticulture farms operate on approximately 121,600 hectares (or 26% of Australia's horticulture farming area).

## How much horticulture is produced?



- In 2021-22, Victoria's horticultural produce for human consumption increased by 15% (250,000 tonnes) to reach 1.9 million tonnes, compared to 1.7 million tonnes in 2020-21.
- Victoria was the largest horticultural producer in Australia, accounting for 25% of the total produce (7.6 million tonnes), followed by South Australia (22%, or 1.7 million tonnes) and Queensland (20%, or 1.5 million tonnes).
- Victoria's horticultural produce comprised 994,000 tonnes of fruit and nuts and 917,000 tonnes of vegetables.

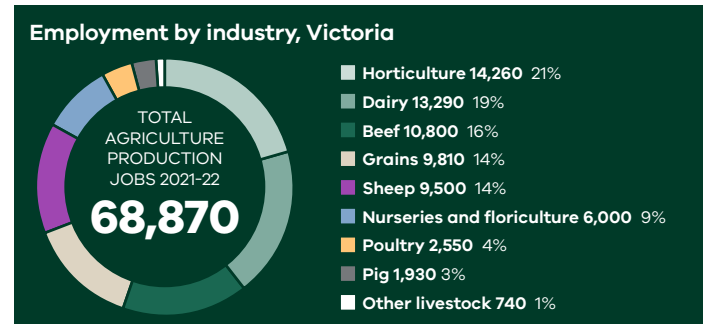
## What is the value of horticulture produce?



- The gross value of the Victorian horticulture produce was \$3.9 billion in 2021-22, up 21% from the previous year. Horticulture contributed 19% of Victoria's agricultural value of \$20.2 billion.

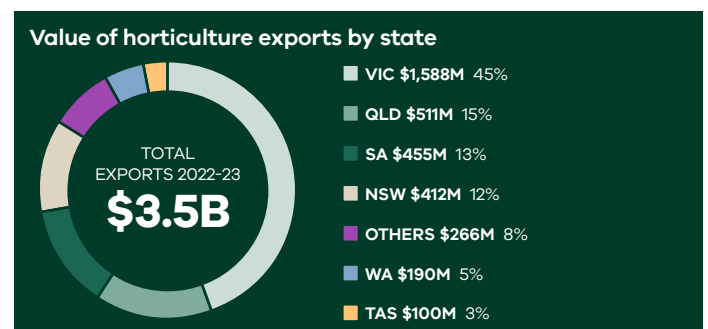
- The gross value of Victoria's major horticultural commodities comprised \$2.3 billion from fruit and nuts (excluding wine grapes), \$127 million from wine grapes and \$1.5 billion from vegetables.
- By value, Victoria was the largest horticultural producer in Australia, accounting for 30% of the national value of horticultural produce (\$13.3 billion), followed by Queensland (23%, or \$3.1 billion) and New South Wales (17% or \$2.2 billion).

## Industry employment



- Approximately 14,260 people worked on horticulture farms in 2021-22, a 3.3% increase from the 14,100 jobs in 2020-21.
- The horticulture sector accounts for 21% of agricultural jobs in Victoria.

## How much horticulture produce is exported?



- Export earnings from Victorian horticulture rose by 13% in 2022-23, reaching \$1.6 billion. Victoria is Australia's largest horticulture exporter, accounting for 45% of the national horticulture exports valued at \$3.5 billion.
- Victoria's horticulture exports represented 8% of its total food and fibre exports (\$19.6 billion).
- China was the highest-value export market, with \$541 million, followed by Vietnam with \$128 million, and New Zealand with \$119 million.
- In 2022-23, Victoria's fruit exports increased by 12% to \$770 million, nuts by 26% to \$553 million, and vegetable exports were valued at \$39 million.

Data attribution: Sourced from publicly available data published by the Australian Bureau of Statistics (ABS) | Agriculture Policy and Programs Branch analysis. Data in this snapshot are the latest available as of June 2024.