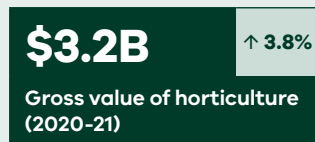


Victorian horticulture industry

Fast Facts
January 2023



Horticulture farm facts and figures

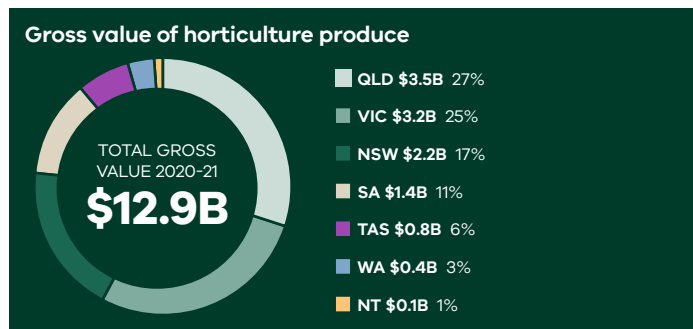
- These fast facts are limited to horticultural produce for human consumption (see a separate fast fact for nursery/floriculture data).
- There were 2,760 horticulture farm businesses in Victoria in 2020-21: comprising 910 fruit and nuts, 1,121 grapes and 727 vegetable farm businesses. Horticulture farms account for 13 per cent of Victoria's farm businesses. Around 20 per cent of Australia's horticulture farm businesses are in Victoria.
- The 2,760 horticulture farms operate on approximately 121,600 hectares (or 26% of Australia's horticulture farming area).

How much horticulture is produced?



- Victoria produced around 1.7 million tonnes of horticultural produce in 2020-21, accounting for 23.6 per cent of Australia's 7.1 million tonnes of horticultural produce, making Victoria the second largest horticulture producer in Australia after South Australia (24%).
- Victoria's horticultural produce included 564 kilotonnes of fruit and nuts, 403 kilotonnes of grapes and 696 kilotonnes of vegetables.
- Victoria is Australia's largest producer of pears (90%), peaches (86%), nectarines (77%), olives (69%), almonds (60%), tomatoes (55%) and apples (50%) among other horticultural produce.

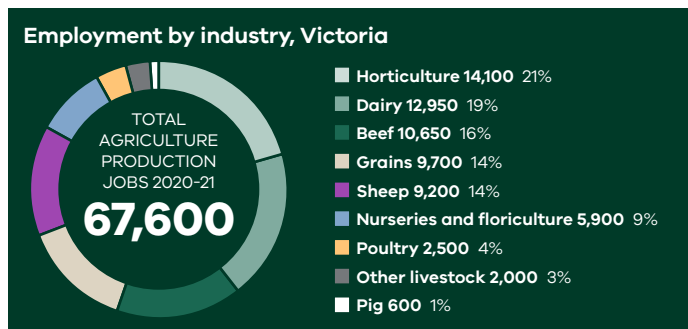
What is the value of production?



- The gross value of the Victorian horticulture sector was around \$3.24 billion in 2020-21, up 3.8 per cent from the previous year. Horticulture contributed 18.5 per cent of Victoria's agricultural value of \$17.5 billion.

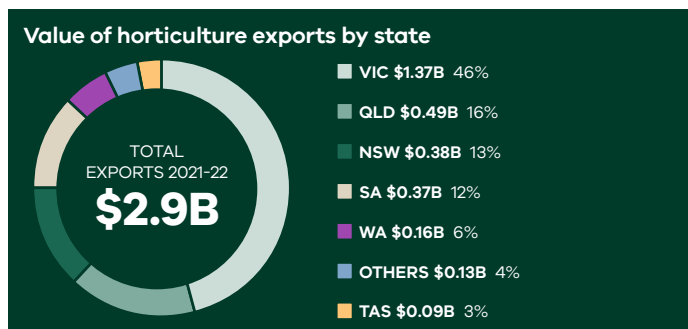
- Gross value of Victoria's major horticultural commodities included \$1.57 billion from fruit and nuts, \$402 million from table and dried grapes, \$171 million from wine grapes and \$1.1 billion from vegetables.
- Victoria contributed 25 per cent to the national gross value of horticulture production of \$12.9 billion.

Industry employment



- We estimate that approximately 14,100 persons worked in horticulture farms in 2020-21, a 2.6 per cent increase on 13,700 jobs in 2019-20.
- The Victorian horticulture industry contributes 21 per cent to Victorian agricultural jobs.

How much is exported?



- Victorian horticulture exports grew modestly to reach \$1.37 billion in 2021-22, underpinned by a significant increase in almond exports. Victoria is Australia's largest horticulture exporter accounting for 48 per cent of national horticulture exports valued at \$2.9 billion.
- Victoria's horticulture exports represent 9.5 per cent of Victoria's total food exports (\$14.4 billion). China was the highest value export market, valued at \$381 million, followed by Vietnam (\$120 million) and India (\$106 million).
- Fruit exports decreased by 6 per cent to be valued at \$677 million in 2021-22. Nuts exports increased by 11 per cent to be valued at \$439 million, whereas vegetable exports were valued at \$41 million.

Data attribution: Sourced from publicly available data published by the Australian Bureau of Statistics (ABS) | Agriculture Policy and Programs Branch analysis. Data in this snapshot are the latest available as of December 2022.